

Drop-In Drop-in refrigerated well, static (2 GN container capacity)

ITEM # _____

MODEL # _____

NAME # _____

SIS # _____

AIA # _____



341036 (D10C2)

Drop-in refrigerated well,
static (2 GN container
capacity)

Short Form Specification

Item No. _____

Designed to be positioned in flush installation providing improved cleanability and suitable for modern design installations. Designed to serve the food in gastronorm containers with a maximum height of 200mm. Food introduced at the correct temperature maintains its core temperature according to Afnor Standards. Automatic defrosting guarantees evaporators clearance and efficient well cooling. Digital control with temperature display with precise adjustment (0,1°C). Fully compliant HACCP digital controls include visible alarms. Wells in 304 AISI stainless steel with rounded corners to facilitate cleaning operations. The well is also equipped with a drain hole. High-density expanded polyurethane foam with cyclopentane guarantees excellent well insulation to reduce energy dispersion. R290 refrigerant gas (GWP=3) to reduce environmental impact and increase cooling efficiency. The bottom is equipped with copper tubes to ensure proper cooling, with this system the air touches the cold surface and gets cooled.

Main Features

- CB and CE certified by a third party notified body.
- Designed to be positioned in flush installation providing improved cleanability and suitable for modern design installations.
- Designed to serve the food in gastronorm containers.
- Suitable for GN 1/1 containers with a maximum height of 200 mm.
- Precise temperature control and setting at 0,1°C .
- As standard the product comes with digitally controlled thermostat which is in line of HACCP norms and provides visual alarm as a warning of the increasing or decreasing temperatures.
- Available drop-in dimensions: 1, 2, 3, 4, 5, 6 GN.
- Food introduced at the correct temperature maintains its core temperature according to Afnor Standards.
- Automatic defrosting guarantees evaporators clearance and efficient well cooling.
- Remote version is available.

Construction

- Electronic control with temperature display.
- Well bottom is inclined to facilitate water drainage.
- Well in 304 AISI stainless steel with rounded corners to facilitate cleaning operations. The well is also equipped with a drain hole.
- IPx2 water protection.
- The bottom is equipped with copper tubes to ensure proper cooling, with this system the air touches the cold surface and gets cooled.

Sustainability



- Hydrocarbon refrigerant gas R290 for the lowest environmental impact (GWP=3) - CFC and HCFC free.
- High-density expanded polyurethane foam with cyclopentane guarantees excellent well insulation to reduce energy dispersion.

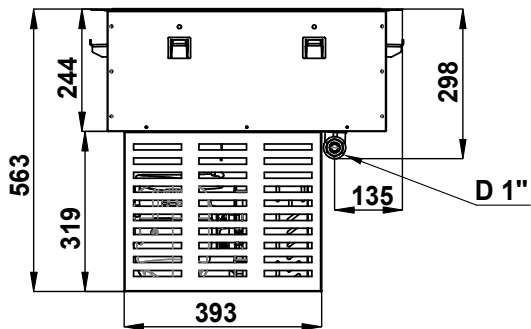
APPROVAL: _____



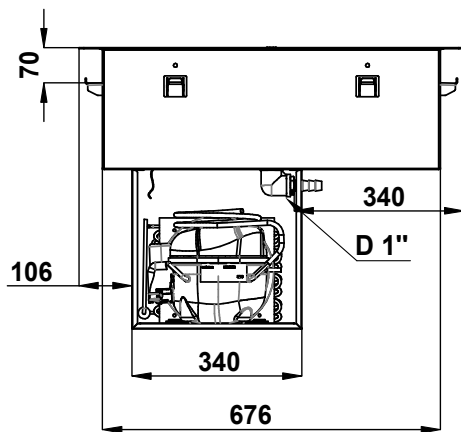
Electrolux
PROFESSIONAL

Drop-In Drop-in refrigerated well, static (2 GN container capacity)

Rear side

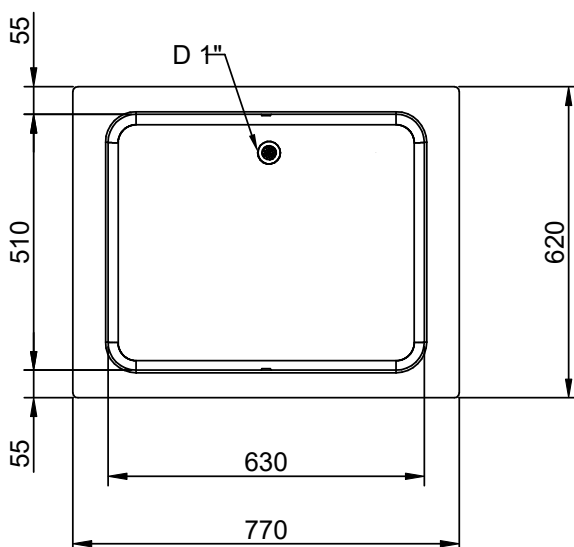


Side



D = Drain
EI = Electrical inlet (power)

Top



Drop-In
Drop-in refrigerated well, static (2 GN container capacity)

The company reserves the right to make modifications to the products without prior notice. All information correct at time of printing.

2025.12.16



Electrolux
PROFESSIONAL

Drop-In Drop-in refrigerated well, static (2 GN container capacity)

Electric

Supply voltage: 220-240 V/1N ph/50 Hz
Electrical power, max: 0.44 kW

Water:

Water drain outlet size: 1"

Key Information:

External dimensions,
Width: 770 mm
External dimensions,
Depth: 620 mm
External dimensions,
Height: 595 mm
Net weight: 41.5 kg
Shipping weight: 53 kg
Shipping height: 720 mm
Shipping width: 660 mm
Shipping depth: 810 mm
Shipping volume: 0.38 m³
Set temperature: -15 / 0 °C

Refrigeration Data

Refrigerant type: R290

Sustainability

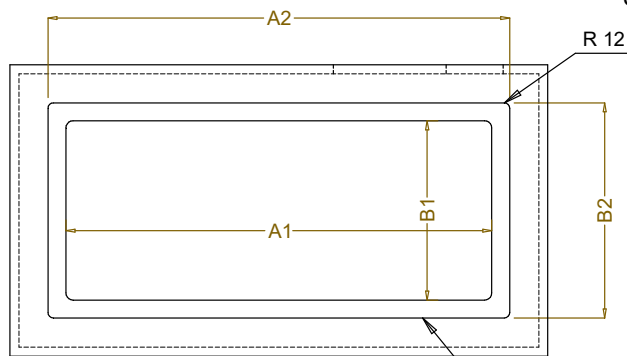
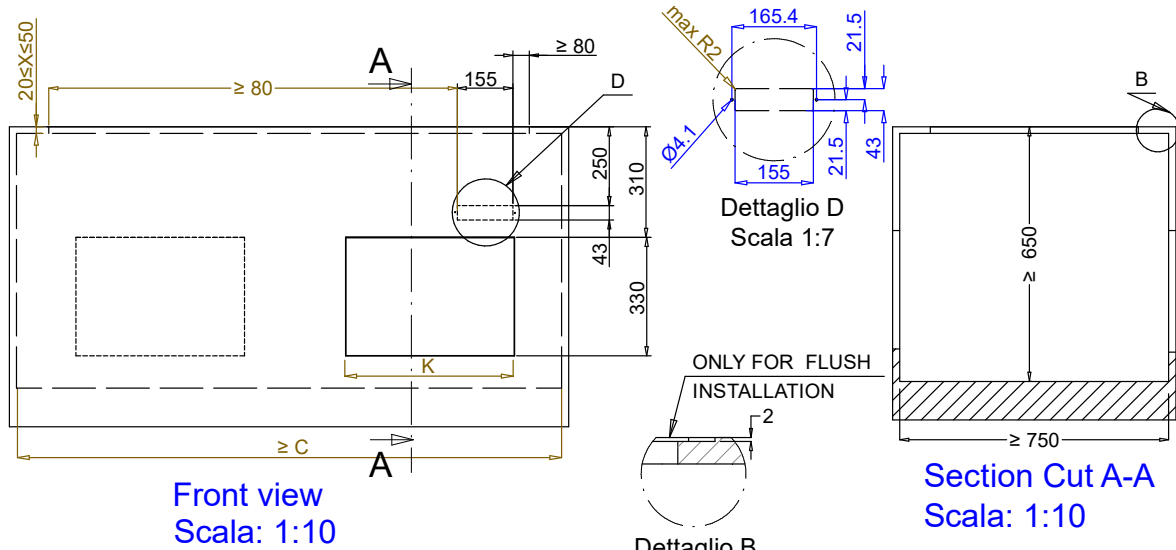
Noise level: 56 dBA



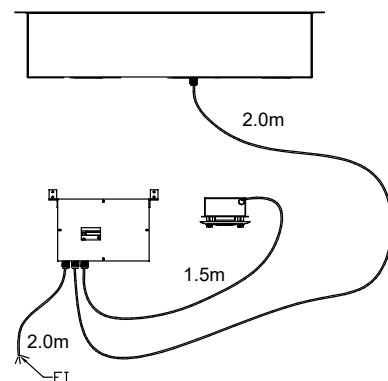
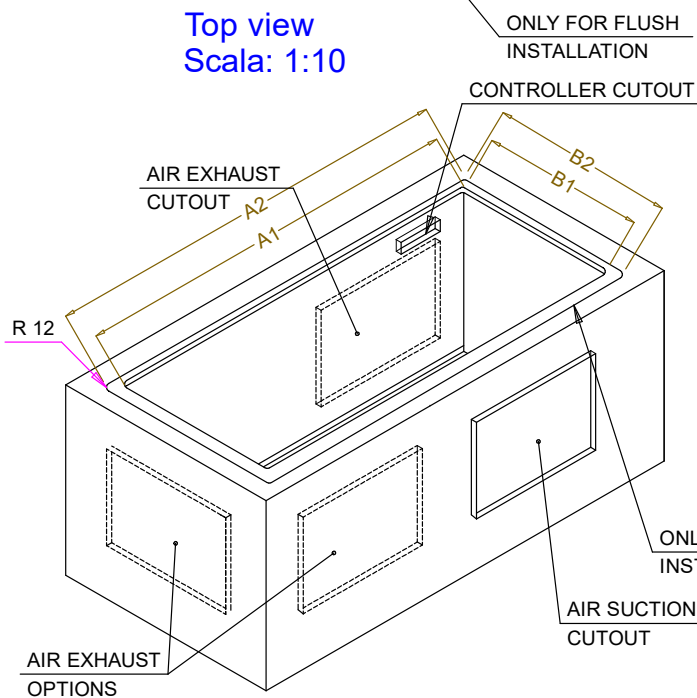
Drop-In
Drop-in refrigerated well, static (2 GN container capacity)

The company reserves the right to make modifications to the products without prior notice. All information correct at time of printing.

2025.12.16



CAPACITY	CUTOUT		LOWERING FOR FLUSH INSTALLATION		C	K
	A1	B1	A2	B2		
1GN	380	580	454	624	560	380
2GN	700		774		880	470
3GN	1030		1104		1200	
4GN	1350		1424		1530	
5GN	1670		1744		1850	
6GN	2000		2074		2180	



595T01S00 - COLD STATIC WELL